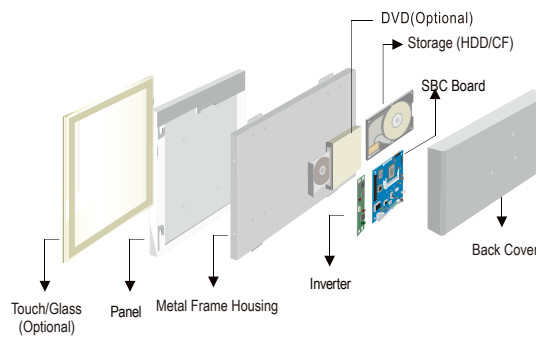


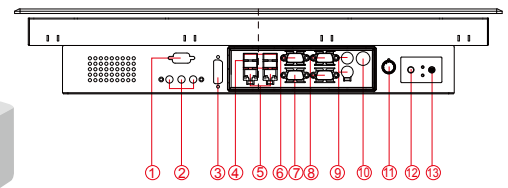
W24IB7T-PMA2 23.8" Panel PC (Intel® Celeron Bay Trial-M N2930 1.83GHz)



Panel Mount (10 mm front bezel)



Mechanical design

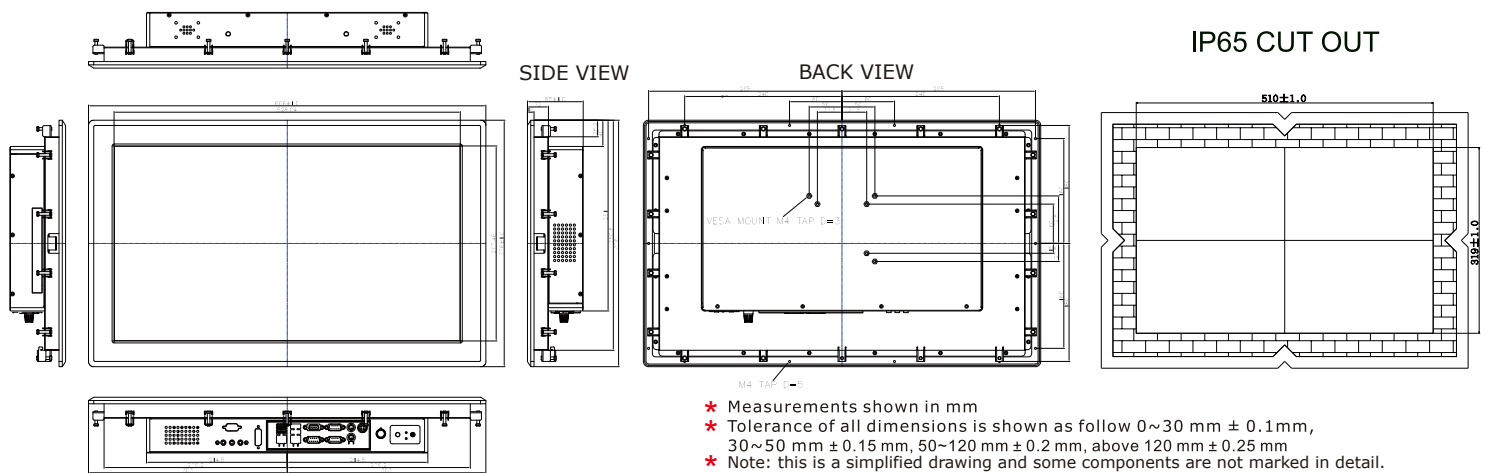


1. RS-232 (Optional)
2. Audio Jack
3. DVI (Optional)
4. USB (1 x 3.0, 3 x 2.0)
5. LAN
6. VGA
7. RS-232/422/485
8. RS-232
9. PS/2
10. 12V DC-in
11. Brightness Adjustment Knob
12. Power On Button
13. Power Reset Button

Fully Integrated I/O

TOP VIEW

Dimensions



BOTTOM VIEW

- * Measurements shown in mm
- * Tolerance of all dimensions is shown as follow 0~30 mm ± 0.1mm, 30~50 mm ± 0.15 mm, 50~120 mm ± 0.2 mm, above 120 mm ± 0.25 mm
- * Note: this is a simplified drawing and some components are not marked in detail. Please contact our sales representative if you need further product information.

Specifications

System :

- CPU : Intel® Celeron Bay Trial-M N2930 1.83GHz
- Memory Slot : SODIMM DDR3L 1600/1333 max. 8G
- System Chipset : Intel Atom SoC Integrated
- IDE/SATA : 1 x SATA II
- LAN : Intel WG82574L GbE LANx2
- Audio Codec : Realtek ALC888 HD Audio Codec

Input / Output :

- Serial Ports : 2 x RS232, 1 x RS232/422/485
- USB Ports : 1 x USB 3.0, 3 x USB 2.0
- Keyboard / Mouse : 2 x PS/2
- Ethernet : 2 x RJ 45-10/100/1000 Mbps
- VGA : 1 x VGA (female)
- Audio : Line-Out, Line-In, Mic in

• Default setting:RS232

Expansion Slot :

- 2 x Mini PCIe (1 for WiFi, 1 for 3G Module)
- 1 x eDP by 2x10 DF-13 connector

Power Specifications :

- Power Input : 12V DC IN
- Power Consumption : 60W (typ.)(Max.backlight & high CPU load)

Accessories :

- External Adapter : 110~240V Ac-in Power Adapter

Security Support :

- Trusted Platform Module (TPM 1.2)

Panel Spec :

- Size/Type : 23.8" TFT
- Resolutions : 1920 x 1080
- Brightness(cd/m²) : 250 (typ.)
- Contrast Ratio : 3000 : 1(typ.)
- Viewing Angle : -89~89 (H); -89~89 (V)
- Max. Colors : 16.7M

Environment Considerations :

- Operating Temperature : 0°C to 50 °C
- Operating Humidity : 30% to 90% (non condensing)

OS BSP / Driver Support :

- Support Windows 10 IoT Enterprise / Windows Embedded 8 / Windows Embedded 7

Order Options :

- | | |
|---|--|
| Mechanical : Open Frame
Panel Mount
IP65(10 mm bezel) | Storage : 2.5" HDD/ mSATA SSD
RAM : SODIMM DDR3L
1600/1333 max. 8G |
| Touch : 5-Wires Resistive
(Optional)
AR Glass(Optional) | |
| (A customized housing is needed if you have demands of SAW/IR/SC touch) | |