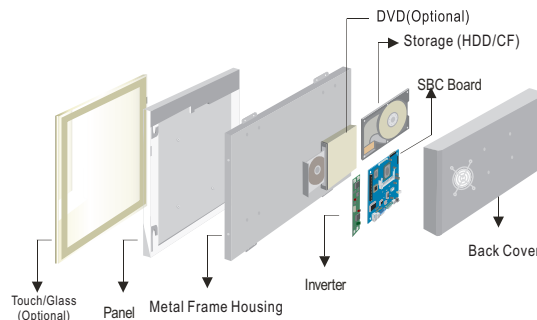


# W15IH7T-OFA2 15.6" Panel PC (Intel® 4th Generation Core™ i5 Platform)

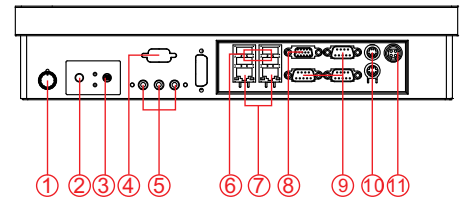
Mechanical Design



Open Frame

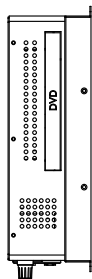


Modularized Construction

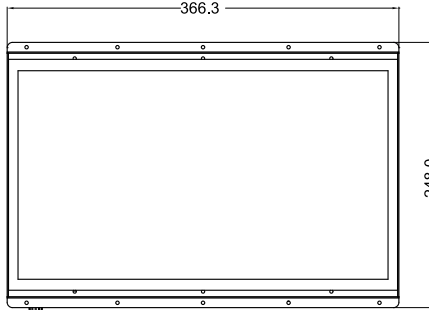


1. Brightness Adjustment Knob
2. Power On Button
3. Power Reset Button
4. RS-232 Conn.(Optional)
5. Audio Jack
6. USB
7. RJ-45
8. VGA Out
9. RS-232 Conn.
10. PS/2
11. DC-IN Lockable Power Jack

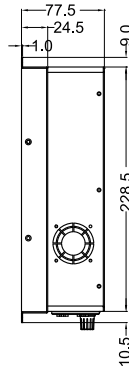
SIDE VIEW



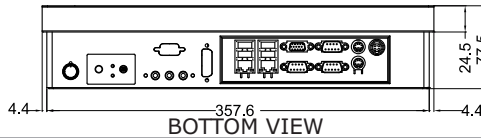
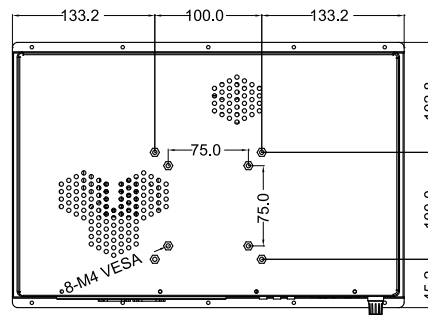
FRONT VIEW



SIDE VIEW



BACK VIEW



BOTTOM VIEW

- \* Measurements shown in mm
- \* Tolerance of all dimensions is shown as follow 0~30 mm ± 0.1 mm, 30~50 mm ± 0.15 mm, 50~120 mm ± 0.2 mm, above 120 mm ± 0.25 mm
- \* Note: this is a simplified drawing and some components are not marked in detail. Please contact our sales representative if you need further product information.

## Specifications

### System :

- CPU : Intel 4th® Generation Core™ i5
- Memory Slot : 2 x SO-DIMM, Max 16GB DDR3L 1333/1600
- System Chipset : Intel® QM87 Chipset
- IDE/SATA : 2XSATA III
- LAN : Intel® Ethernet Controller I211-AT + Intel® Gigabit Ethernet PHY I218-LM
- Audio Codec : Realtek ALC886 HD Audio Codec

### Input / Output :

- Serial Ports : 2 x RS232, 1 x RS232/422/485
- USB Ports : 4 x USB 3.0
- Keyboard / Mouse : 2 x PS/2
- Ethernet : 2 x RJ45-10/100/1000 Mbps
- VGA : 1 x VGA (female)
- Audio : Line-out, Line-in, Mic in

• Default setting:RS232

### Expansion Slot :

- 2 x Mini PCIe (1 for WiFi, 1 for 3G Module), 1 x PCI
- \* A customized housing is needed if you would like to have the PCI expansion.

### Power Specifications :

- Power Input : 12V DC IN (Lockable Power Jack)
- Power Consumption : 58W (typ.)(Max.backlight & high CPU load)

### Accessories :

- External Adapter : 110~230V Ac-in Power Adapter

### Panel Spec :

- Size/Type : 15.6" TFT LCD
- Resolutions : 1366 x 768
- Brightness : 300 cd/m<sup>2</sup> (typ.)
- Contrast Ratio : 500 : 1 (typ.)
- Viewing Angles : -85~85(H);-80~80(V)
- Max Colors : 16.7M

### Environment Considerations :

- Operating Temperature : 0 deg.C to 45deg.C
- Operating Humidity : 30% to 90% (non condensing)

### OS BSP / Driver Support :

- Support Windows 7 / Windows 8 Embedded

### Order Options :

Mechanical : Open Frame	Storage : 2.5" HDD / 2.5" SSD
Touch : 5-Wires Resistive(Optional)	RAM : DDR3L 1333/1600 MAX 16GB
	OS : Windows 7 / Windows 8 Embedded
(A customized housing is needed if you have demands of SAW/IR/IT/SC touch)	

Note: All Specifications are subject to change without prior notice!



Rev.	Reasons	Revised Date
1.0	First release	Jul-16-14
1.1	Spec change	Jul-21-14

Revised Date:07/21/2014