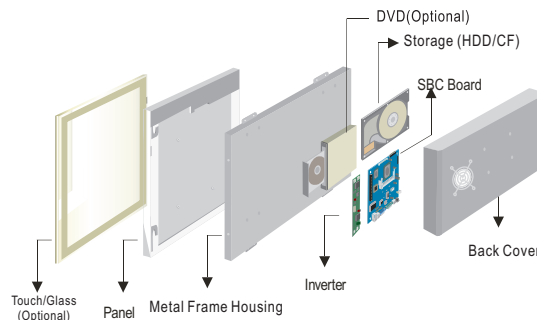


R15IH7T-0FC3 15" Panel PC (Intel® 4th Generation Core™ i5 Platform)

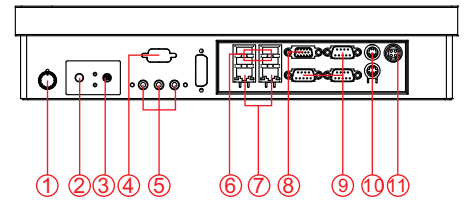
Mechanical Design



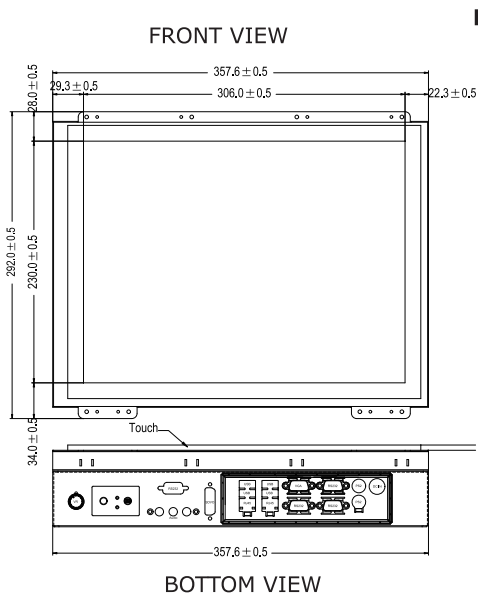
Open Frame



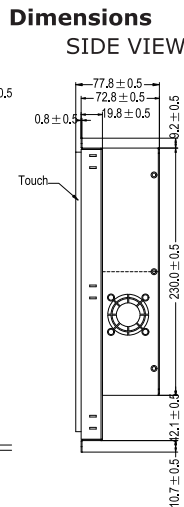
Modularized Construction



1. Brightness Adjustment Knob
2. Power On Button
3. Power Reset Button
4. RS-232 Conn.(Optional)
5. Audio Jack
6. USB
7. RJ-45
8. VGA Out
9. RS-232 Conn.
10. PS/2
11. DC-IN Lockable Power Jack

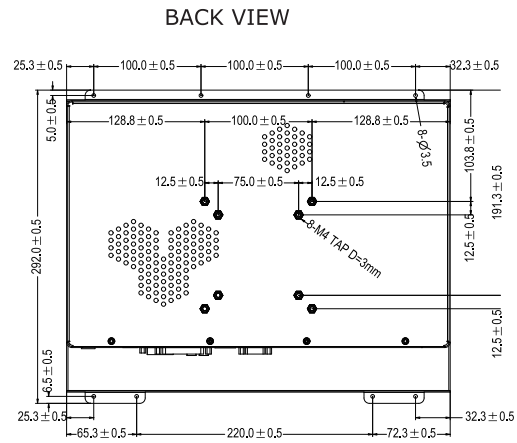


FRONT VIEW



Dimensions

SIDE VIEW



BACK VIEW

- * Measurements shown in mm
- * Tolerance of all dimensions is shown as follow 0~30 mm ± 0.1 mm, 30~50 mm ± 0.15 mm, 50~120 mm ± 0.2 mm, above 120 mm ± 0.25 mm
- * Note: this is a simplified drawing and some components are not marked in detail. Please contact our sales representative if you need further product information.

Specifications

System :	
• CPU	: Intel 4th® Generation Core™ i5-4200M 3.1GHz Processor
• Memory Slot	: 2 x SO-DIMM, Max 16GB DDR3L 1333/1600
• System Chipset	: Intel® QM87 Chipset
• IDE/SATA	: 2XSATA III
• LAN	: Intel® Ethernet Controller I211-AT + Intel® Gigabit Ethernet PHY I218-LM
• Audio Codec	: Realtek ALC886 HD Audio Codec

Input / Output :	
• Serial Ports	: 2 x RS232, 1 x RS232/422/485
• USB Ports	: 4 x USB 3.0
• Keyboard / Mouse	: 2 x PS/2
• Ethernet	: 2 x RJ45-10/100/1000 Mbps
• VGA	: 1 x VGA (female)
• Audio	: Line-out, Line-in, Mic in

• Default setting:RS232

Expansion Slot :	
• 2 x Mini PCIe (1 for WiFi, 1 for 3G Module), 1 x PCI	

* A customized housing is needed if you would like to have the PCI expansion.

Power Specifications :	
• Power Input	: 12V DC IN (Lockable Power Jack)
• Power Consumption	: 58W (typ.)(Max.backlight & high CPU load)

Accessories :	
• External Adapter	: 110~230V Ac-in Power Adapter

Panel Spec :	
• Size/Type	: 15" TFT LCD
• Resolutions	: 1024 x 768
• Brightness	: 250 cd/m ² (typ.)
• Contrast Ratio	: 500 : 1 (typ.)
• Viewing Angles	: -70~70(H);-60~60(V)
• Max Colors	: 16.2M

Environment Considerations :	
• Operating Temperature	: 0 deg.C to 45deg.C
• Operating Humidity	: 30% to 90% (non condensing)

OS BSP / Driver Support :	
• Support	Windows 7 / Windows 8 Embedded

Order Options :	
Mechanical : Open Frame	Storage : 2.5" HDD/ mSATA SSD
Touch : 5-Wires Resistive(Optional)	RAM : DDR3L 1333/1600 MAX 16GB
	OS : Windows 7 / Windows 8 Embedded

(A customized housing is needed if you have demands of SAW/IR/IT/SC touch)

Note: All Specifications are subject to change without prior notice!



Rev.	Reasons	Revised Date
1.0	First release	Dec-15-14

Revised Date:12/15/2014